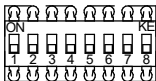
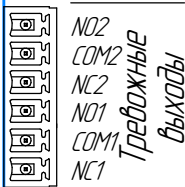


RJ45

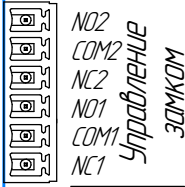


Адрес


Тампер



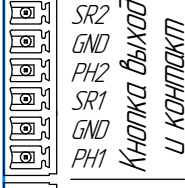
NO2
COM2
NC2
NO1
COM1
NC1
Тревожные
выходы



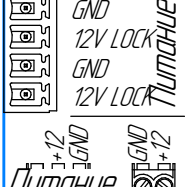
NO2
COM2
NC2
NO1
COM1
NC1
Управление
замком



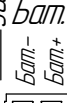
AUX6
GND
AUX5
AUX4
GND
AUX3
Тревожные
входы



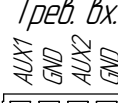
SR2
GND
PH2
SR1
GND
PH1
Кнопка выход
и контакт



GND
12V LOCK
GND
12V LOCK
Питание
замков



Бат.-
Бат.+




AUX1
GND
AUX2
GND
Треб. вх.




NO1
COM1
NO2
COM2
Треб. вых.



RS485 вых.
485A
485B



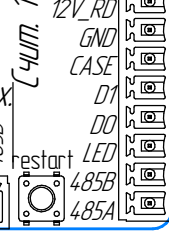
считыватель 4
12V_RD
GND
CASE
D1
DO
LED
485B
485A



считыватель 3
12V_RD
GND
CASE
D1
DO
LED
485B
485A



считыватель 2
12V_RD
GND
CASE
D1
DO
LED
485B
485A



счит. 1
12V_RD
GND
CASE
D1
DO
LED
485B
485A

Контроллер DHI-ASC2202C-D



restart
485B
485A