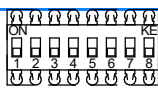
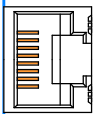




Р/45

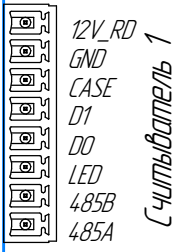


Адрес

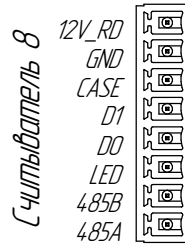
# Контроллер DH1-ASC2204C-D



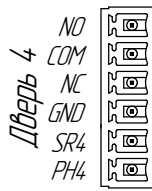
NO  
COM  
NC  
GND  
SR1  
PH1  
Дверь 1



12V\_RD  
GND  
CASE  
D1  
DO  
LED  
485B  
485A  
Считыватель 1



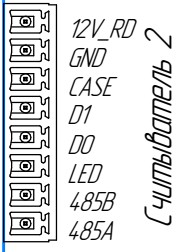
12V\_RD  
GND  
CASE  
D1  
DO  
LED  
485B  
485A  
Считыватель 8



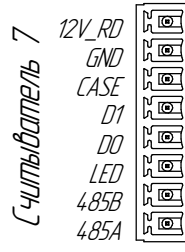
NO  
COM  
NC  
GND  
SR4  
PH4  
Дверь 4



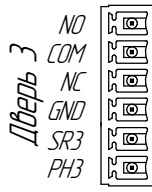
NO  
COM  
NC  
GND  
SR2  
PH2  
Дверь 2



12V\_RD  
GND  
CASE  
D1  
DO  
LED  
485B  
485A  
Считыватель 2



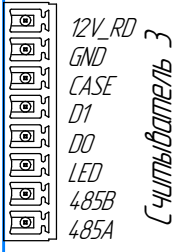
12V\_RD  
GND  
CASE  
D1  
DO  
LED  
485B  
485A  
Считыватель 7



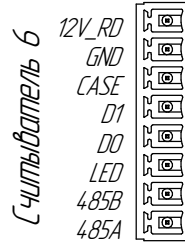
NO  
COM  
NC  
GND  
SR3  
PH3  
Дверь 3



NO  
COM  
NC  
GND  
SR2  
PH2  
Дверь 2



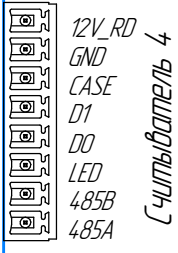
12V\_RD  
GND  
CASE  
D1  
DO  
LED  
485B  
485A  
Считыватель 3



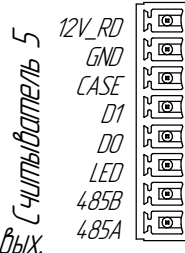
12V\_RD  
GND  
CASE  
D1  
DO  
LED  
485B  
485A  
Считыватель 6



12V\_RD  
GND  
CASE  
D1  
DO  
LED  
485B  
485A  
Считыватель 4



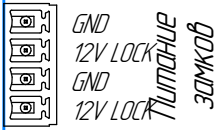
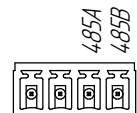
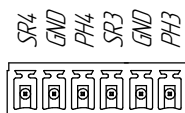
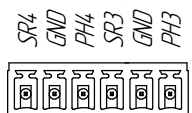
12V\_RD  
GND  
CASE  
D1  
DO  
LED  
485B  
485A  
Считыватель 4



12V\_RD  
GND  
CASE  
D1  
DO  
LED  
485B  
485A  
Считыватель 5

Тревожные входы

RS485 вых.



GND  
12V LOCK  
GND  
12V LOCK  
Питание замков



GND  
12V LOCK  
GND  
12V LOCK  
Питание замков

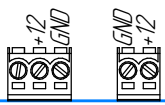
Power LED

Питание Заряд

Бат.

Тревожные выходы

Тревожные выходы



+12  
GND  
GND  
+12



Бат.-  
Бат.+



COM1  
NO1  
COM2  
NO2  
COM3  
NO3  
COM4  
NO4



COM5  
NO5  
COM6  
NO6  
COM7  
NO7  
COM8  
NO8



reset