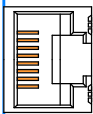


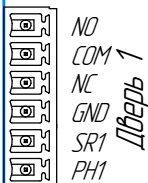


Р445

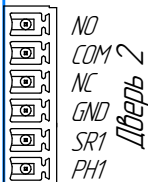


Адрес

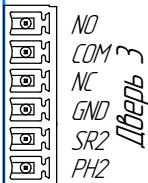
# Контроллер DH1-ASC2208C-S



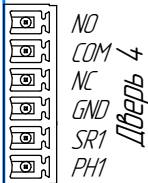
NO  
COM  
NC  
GND  
SR1  
PH1  
Дверь 1



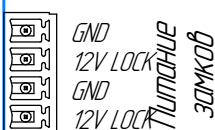
NO  
COM  
NC  
GND  
SR1  
PH1  
Дверь 2



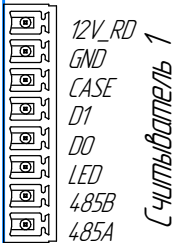
NO  
COM  
NC  
GND  
SR2  
PH2  
Дверь 3



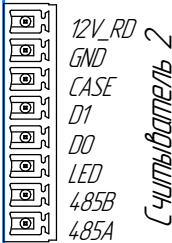
NO  
COM  
NC  
GND  
SR1  
PH1  
Дверь 4



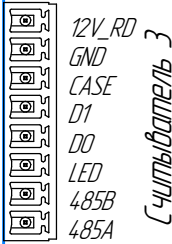
GND  
12V LOCK  
GND  
12V LOCK  
Питание замков



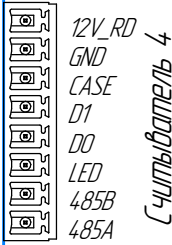
12V\_RD  
GND  
CASE  
D1  
DO  
LED  
485B  
485A  
Считыватель 1



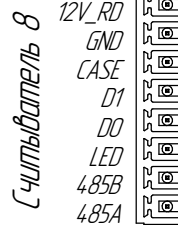
12V\_RD  
GND  
CASE  
D1  
DO  
LED  
485B  
485A  
Считыватель 2



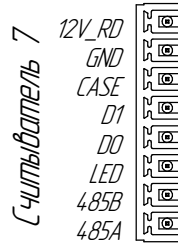
12V\_RD  
GND  
CASE  
D1  
DO  
LED  
485B  
485A  
Считыватель 3



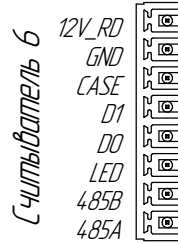
12V\_RD  
GND  
CASE  
D1  
DO  
LED  
485B  
485A  
Считыватель 4



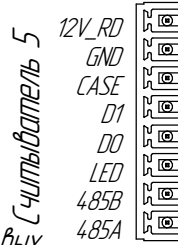
12V\_RD  
GND  
CASE  
D1  
DO  
LED  
485B  
485A  
Считыватель 8



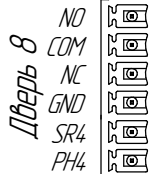
12V\_RD  
GND  
CASE  
D1  
DO  
LED  
485B  
485A  
Считыватель 7



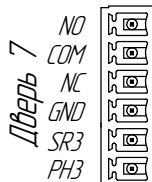
12V\_RD  
GND  
CASE  
D1  
DO  
LED  
485B  
485A  
Считыватель 6



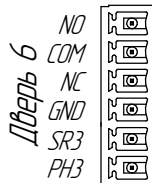
12V\_RD  
GND  
CASE  
D1  
DO  
LED  
485B  
485A  
Считыватель 5



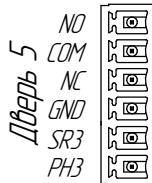
NO  
COM  
NC  
GND  
SR4  
PH4  
Дверь 8



NO  
COM  
NC  
GND  
SR3  
PH3  
Дверь 7

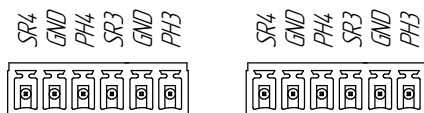


NO  
COM  
NC  
GND  
SR3  
PH3  
Дверь 6



NO  
COM  
NC  
GND  
SR3  
PH3  
Дверь 5

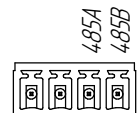
Тревожные входы



SR4 GND PH4 SR3 GND PH3

SR4 GND PH4 SR3 GND PH3

RS485 вых.



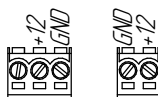
485A  
485B



Питание замков  
GND  
12V LOCK  
GND  
12V LOCK

Power LED

Питание Заряд



+12 GND +12 GND

Бат.



Бат.-  
Бат.+

Тревожные выходы



COM1 NO1 COM2 NO2 COM3 NO3 COM4 NO4

Тревожные выходы



COM5 NO5 COM6 NO6 COM7 NO7 COM8 NO8



reset